

Winter in a Svalbard Fjord Ecosystem

J.M. WESLAWSKI,¹ S. KWASNIEWSKI¹ and J. WIKTOR¹

(Received 13 July 1989; accepted in revised form 14 March 1991)

ABSTRACT. Data pertaining to the characteristics of an arctic fjord in winter were collected at the Polish Arctic Station situated in Hornsund at 77°N, 15°E on Svalbard. Winter in the fjord was defined in terms of climate (November-May), hydrology (January-March) and biology (November-March). The characteristic phenomena of winter in the fjord include a winter drop in the yearly biomass maximum to 0.1% for phytoplankton and 10% for zooplankton; a slowing of the growth rate among pelagic dominants such as *Pseudocalanus elongatus* and *Calanus finmarchicus*, as well as among the hyperbenthic dominants *Onisimus littoralis* and *Mysis oculata*; and heterotrophy or maintenance of metabolism among living phytoplankton cells found in the middle of the polar night in densities of 10-50 cells/L.

Since the life cycles of invertebrates are highly seasonal, no winter breeders were observed and 90% of the examined species were breeding according to a K strategy. Migration takes place among all seabirds in the area, but about 1% of the eiders, fulmars and kittiwakes overwinter, feeding in the open water of polynyas and crevices in the fast ice.

Key words: Arctic, winter ecology, fjord ecosystem, Svalbard, Hornsund fjord

RÉSUMÉ. Des données concernant les caractéristiques hivernales d'un fjord ont été recueillies à la station polonaise de l'Arctique située à Hornsund dans le Svalbard, à 77° de latit. N. et 15° de longit. E. L'hiver dans le fjord a été défini en termes de climat (de novembre à mai), d'hydrologie (de janvier à mars) et de biologie (de novembre à mars). Les phénomènes caractéristiques de l'hiver dans le fjord comprennent une baisse hivernale dans la biomasse annuelle maximale jusqu'à 0,1 % pour le phytoplancton et 10 % pour le zooplancton; un ralentissement du taux de croissance parmi les espèces pélagiques dominantes comme *Pseudocalanus elongatus* et *Calanus finmarchicus* ainsi que parmi les espèces hyperbenthiques dominantes, *Onisimus littoralis* et *Mysis oculata*; et une hétérotrophie ou maintien du métabolisme parmi les cellules vivantes du phytoplancton trouvées au milieu de la nuit polaire à des densités de 10 à 50 cellules/l.

Les cycles de vie des invertébrés étant extrêmement liés aux saisons, aucun animal se reproduisant en hiver n'a été observé, et 90 % des espèces examinées se reproduisaient selon une stratégie « K ». La migration touche tous les oiseaux de mer de la région, mais environ 1 % des eiders, des fulmars et des mouettes tridactyles restent en hiver et se nourrissent dans l'eau libre des polynias et des fissures dans la banquise côtière.

Mots clés: Arctique, écologie de l'hiver, écosystème de fjord, Svalbard, fjord Hornsund

Traduit pour le journal par Nésida Loyer.

INTRODUCTION

Hornsund fjord is one of the most studied areas in Svalbard with respect to marine ecology (Fig. 1) (Swerpel and Weslawski, 1989). Polish expeditions working there have investigated the significance of seasonality to all processes observed in the marine ecosystem (Weslawski *et al.*, 1988). In summer, there is a high percentage of Atlantic organisms in the plankton, lending a subarctic character to the fjord. There is also a dense population of birds (Stempniewicz, 1990). In winter, the fjord changes to a high arctic marine locality with regard to ice cover and light regime. Since drastic changes from summer to winter landscapes are well known in temperate zones, we wanted to compare seasonal changes in Hornsund with those in the Baltic Sea.

For arctic animals, a long winter and a short productive period are the most demanding stresses (McLaren, 1963; Dunbar, 1968), but the majority of published reports have concentrated on early spring and summer seasons, which are the periods when the study region is most accessible. Some researchers, however, have dealt with an entire year, and information on the arctic winter can be found in Thorson (1936), McGinitie (1955), Grainger (1959), Prygunkova (1974), Chlebovitch (1974), Smidt (1979), Andersen (1981) and Weslawski *et al.* (1988). The winter survival discussed here relates to how organisms manage the two major phenomena that dominate polar regions: 1) the short productive period during the year, and 2) the lack of light during the long polar night. Since the productive period of phytoplankton is directly dependent on light, the problem may be rephrased as: How do organisms survive the long period when food resources are limited?

This paper describes phenomena observed during winter in an arctic fjord of the northernmost Atlantic with special reference to life strategies and specific adaptations of the organisms.

STUDY AREA, MATERIALS AND METHODS

The data presented here were collected during two winters at the Polish Polar Station in 1981/82 and 1984/85. The station is situated at 77°N, 15°E on the coast of Hornsund, the most southerly of the Svalbard fjords (Fig. 1). The area is under the direct influence of the Atlantic West Spitsbergen Current and coastal cold waters from the Sorkapp Current. Ice pack occurs at south Spitsbergen from December until May, and sometimes until August (Vinje, 1985; Weslawski and Adamski, 1987). The physical environment has been described by Swerpel (1985) and Rodzik and Stepko (1985) and the biological phenomena by Weslawski *et al.* (1988).

Two main sampling stations have been used: an outer one in Isbjornhamna (A) and an inner one in Burgerbukta (B) (Fig. 1). Air temperature was measured 2 m above ground level and monthly mean values were calculated from three measurements per day. Sea temperature was measured with reversing thermometers once a day at the surface and three times per month at a depth of 30 m. A bathythermometer was used simultaneously with the zooplankton hauls. Salinity was determined along with the temperature and samples were analyzed using the Winkler titration method. The thickness of the fast ice cover was measured without wind-driven snow. Primary production was measured in February and March

¹Institute of Oceanology, Polish Academy of Sciences, 81-967 Sopot, Powstancow Warszawy 55, Poland
©The Arctic Institute of North America

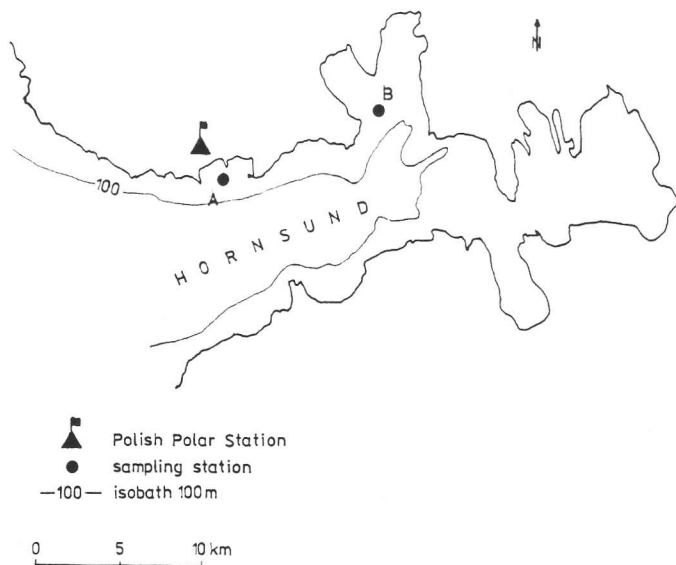
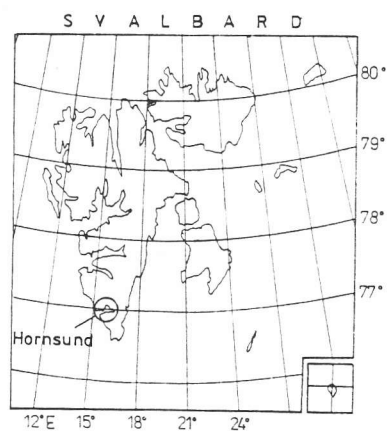


FIG. 1. Study area and sampling stations in winters 1981/82 and 1984/85.

1985 using the ^{14}C method described in Strickland and Parsons (1972); some of these results were published by Eilertsen *et al.* (1989). Chlorophyll *a* concentrations were measured in 2-5 L of water filtered on GF/C Whatman filters and analyzed according to Strickland and Parsons (1972) using a Specol 10 type spectrophotometer. Phytoplankton from 10 L water samplers was analyzed. This amount of water was sieved through 20 μm gauze to 2 ml volume and preserved in a 4% formaldehyde solution buffered with di-sodium-tetraborate. The 2 μl (microlitre) subsample was transferred to the microscopic plate and counted under the microscope

in three repeated counts. The results were counted over again to record the number of individuals per litre. Zooplankton was sampled from 0-10, 10-25 and 25-50 m layers using a WP-2 net (mouth opening 0.25 m^2 , mesh size 200 μm) equipped with a closing device (Zooplankton Sampling, 1968). Samples were weighed wet with 0.1 mg accuracy and preserved in 4% formaline, buffered with di-sodium-tetraborate. The laboratory analyses of the samples were carried out according to recommendations by Zooplankton Sampling (1968), Hernroth and Viljama (1979) and Hernroth (1985). Benthic fauna was collected with a light dredge (mouth opening 0.6 m per 0.3 m and 0.5 mm mesh size). Necrophages were collected from cylindrical (1 m length, 0.3 m in diameter and 1 mm mesh size) traps baited with carrion.

In all cases, crustacean length was measured from the tip of the rostrum to the end of the telson. To describe crustacean population structure, the following categories were used: juveniles (specimens of unidentifiable sex), immatures (secondary sexual features developed) and adults (fully mature males and females). Percentage of occurrence (or mean number of specimens per sample) was calculated as the total number of specimens divided by the number of all samples considered. Percentage of frequency was calculated as the number of samples with species *x* divided by the total number of samples considered.

Fish were collected when caught in the dredges, plankton nets or baited traps (Weslawski and Kulinski, 1989). Birds and mammals were observed along the northern coast of Hornsund, and their numbers were compared to summer abundances noted in Weslawski and Kwasniewski (1990).

Grad days were calculated as the total number of days at a given temperature. To avoid minus values, +2 was added to each temperature observed. Therefore 10 days with a temperature of -0.5 gave a value of 15 grad days.

RESULTS

Physical Phenomena

Winter in the fiord ecosystem has been defined in different ways (Table 1). The climatic winter in Hornsund is defined as the period when the mean daily temperature is below -2.5°C (Baranowski, 1977). Climatic winter lasted from October to May in both 1981/82 and from November to April in 1984/85 (Table 1).

Fast ice forms in October/November on shallow brackish bays and in December on inner fiord pools. In February, the ice cover is stable, reaching a thickness of 1.4 m in the inner

TABLE 1. Principal abiotic factors defining winter in Hornsund (data from 1984/85, outer station)

Factor	April	May	June	July	August	September	October	November	December	January	February	March
Air temp. ($^\circ\text{C}$)	-10.0	-4.5	1.5	5.2	5.0	2.3	-3.6	-7.7	-12.3	-14.2	-12.6	-11.3
Water temp. ($^\circ\text{C}$, 0 m)	-1.6	-1.0	1.5	2.0	2.3	0.0	-1	-1	-1.75	-1.88	-1.88	-1.55
Water temp. ($^\circ\text{C}$, 30 m)	-1.9	-1.7	-0.7	0.0	1.5	2.0	1.7	1.9	2.0	1.1	-1.88	-1.88
Hours with daylight per month	530	744	720	744	682	347	18.3	2.0	0	0	3.5	84.9
Fast ice cover (cm) on inner basin	120-130	100-130	80-130	—	—	—	—	0-10	10-35	35-80	80-100	100-120
Salinity ‰ at 0 m	33.0	32.0	31.5	28.5	27.0	28.0	29.5	33.8	34.3	31.7	33.8	34.7
Number of grad days (0 m)	13.5	31.0	105.0	124.0	133.3	60	30	31	7.5	3.72	3.4	14
Number of grad days (30 m)	3.6	9.3	39.0	62.0	108.5	120.0	111	121	120	96.1	3.4	3.72

fiord basins, but not exceeding 0.5 m in the central fiord area. Winter fast ice usually breaks up by the end of April and disappears by June.

Hydrological winter is here defined as a period of cold water occurrence when the sea water temperature drops to its yearly minimum of -1.88°C . Hydrological winter started early in November in 1981/82, but not until late January in 1984/85.

Spring stratification of sea water begins in March/April and ends the hydrological winter. This is true for the innermost fiord basins with limited water exchange and durable fast ice cover. The outer part of the fiord is directly influenced by the open sea and is cooled later in the autumn and for a shorter time as compared to the inner fiord pools.

Light conditions in winter are stable. The polar night in Hornsund lasts from 11 November to 13 February, but continual darkness occurs only during three weeks in December. In January the first pale light appears on the horizon for about one hour.

Biological winter in the Hornsund marine ecosystem is defined here as the period between the autumn decrease of zooplankton biomass and the first signs of the spring bloom, or from about December to March/April (Table 2).

Net Phytoplankton

Very low densities were found in most of the samples examined, ranging mostly below 10 cells/L (Table 3). The cells were alive when collected, with bright orange (*Ceratium*) or green (*Thalassiosira*) chromatophores. The winter concentration of cells was about 1% of that observed in summer. The amount of chlorophyll *a* in the water was equally low throughout the winter (Table 2). Net phytoplankton was scarce, but non-detailed flagellates with 3-7 μm cell size were already numerous in late February, giving a significant primary production of 1 $\text{gC}/\text{m}^3/\text{h}$ (Table 2).

Zooplankton

The winter drop in the pelagic biomass and density ranged from 10 to 40% of the summer maximum. From some 40 planktonic taxa noted in summer samples, only 23 have been found in winter (Table 4). There were no pelagic larvae of benthic animals and no Hydromedusae or Tunicata. Winter plankton was dominated by small copepods, especially *Pseudocalanus* spp.

TABLE 2. Principal biological factors defining winter in Hornsund (data from 1984-85)

Factor	October	November	December	January	February	March
Mesozooplankton density n/L in 0-50 m water column	231-250	25-30	32-280	30-292	26-30	20-28
Mesozooplankton biomass mg/L in 0-50 m water column	50-177	12-318	15-320	20-121	12-40	4-10
Net phytoplankton count cells/L	<10	<10	50	20	20	50
Primary production $\text{mg C}/\text{m}^3/\text{h}$	x	x	x	x	0.88	1.4
Chlorophyll <i>a</i> mg/m^3	x	0.14	0.14	0.09	0.21	0.14

x indicates no data available.

TABLE 3. Phytoplankton cells found alive in net samples in winter 1984/85

Date of sample	Volume (L)	Species	Number of cells/L
27.11.84	3	<i>Ceratium arcticum</i>	*
		<i>Thalassiosira</i> sp.	*
27.11.84	3	<i>Protoperidinium depressum</i>	*
		<i>Ceratium arcticum</i>	*
28.11.84	1	<i>Ceratium arcticum</i>	*
		<i>Thalassiosira</i> sp.	*
11.12.84	4.5	<i>Thalassiosira</i> sp.	*
11.12.84	5	<i>Ceratium arcticum</i>	*
		<i>Protoperidinium depressum</i>	
11.12.84	7	<i>Thalassiosira</i> sp.	*
18.12.84	5	<i>Ceratium arcticum</i>	*
		<i>Protoperidinium depressum</i>	*
		filamentous algae fragments	*
27.12.84	5	<i>Protoperidinium depressum</i>	15
		<i>Licmophora</i> sp.	30
01.01.85	6	<i>Biddulphia</i> sp.	12
17.01.85	4.5	<i>Protoperidinium pellucidum</i>	*
		<i>Protoperidinium depressum</i>	17
		filamentous algae fragments	*
27.01.85	3.5	<i>Thalassiosira</i> sp.	*
		<i>Ceratium arcticum</i>	*
		<i>Protoperidinium depressum</i>	21
27.01.85	6	<i>Protoperidinium depressum</i>	12

* Densities >10 cells per L.

Metridia longa, *Oncea borealis*, *Limacina helicina* and *Oithona atlantica* were the only species more common in winter than in summer (Table 4).

The population structure of the two dominants (*C. finmarchicus* and *P. elongatus*) shows that both spend winter in older copepodite stages (Fig. 3). We have not found any naupliar stage in winter samples (Table 4; Fig. 2).

Slowing of growth in winter was observed in *Pseudocalanus* and *Calanus* populations. Although both species differ in breeding seasonality, their growth is restricted to the period from May to September. *Calanus* summer growth compared to winter stagnation was clear, while *Pseudocalanus* grew much slower, with only a slight summer increase (Fig. 3). The growth curves in Figure 4 were obtained by combining our data on the occurrence of developmental stages with length values of Spitsbergen copepod stages presented by Kanaeva (1962).

Stratified sampling at station B did not show any clear pattern of zooplankton biomass distribution. There was no correlation of zooplankton occurrence with temperature or time (Fig. 4). Zooplankton was distributed unevenly in the water column, with patches consisting of up to 70% of the biomass from the investigated station noted both at the surface and in the near bottom hauls (Fig. 4).

Benthos

The only regular benthic samples from winter were collected in traps baited with carrion. The set of taxa of benthic necrophages was very constant throughout the year, consisting of 10 taxa dominated by lysianassid amphipods (Table 5). The population structures of the two most common crustaceans, *Onisimus littoralis* and *Mysis oculata*, show a high percentage of immature specimens and juveniles during winter. The seasonality of breeding of Hornsund invertebrates (Tables 4 and 6) shows that the majority of benthic animals lay eggs in October and incubate eggs throughout the winter.

The smallest and youngest wintering benthic animals were juveniles of *Calliopius laevisculus*, *Ischyrocerus anguipes* and *Hyperia galba* — all three species breeding exceptionally in summer, with juveniles hatching eggs in early autumn (Table 6).

The slowing of growth in winter was observed among all benthic animals but was much more evident for the omnivorous *M. oculata* than for the necrophagic *O. littoralis* (Fig. 5).

TABLE 4. Zooplankton occurrence in winter compared to summer (data from 1984/85 outer station)

Taxon	Winter, 11 samples, occurrence n/m ³	Summer, 34 samples, occurrence n/m ³	Breeding status in Hornsund
<i>Aglantha digitale</i>	0.09	0.24	smallest specimens in June
<i>Aeginopsis laurentii</i>	0	0.21	?
<i>Catablema vesicarium</i>	0	0.03	?
<i>Boungavilla superciliaris</i>	0	0.09	?
<i>Euphysa flammea</i>	0	0.15	?
<i>Radhkea octopunctata</i>	0	0.03	?
<i>Mitrocomella polydiademata</i>	0	0.09	?
<i>Paratiara</i> sp.	0	0.09	?
<i>Beroe cucumis</i>	0.09	0.74	smallest specimens in May
<i>Martensia ovum</i>	0	0.62	smallest specimens in May
Polychaeta larvae	0.09	8.1	peak of larvae occurrence in August
Lamellibranchiata larvae	0.09	1.85	peak of larvae occurrence in August
<i>Clione limacina</i>	0	0.09	smallest specimens in May
<i>Limacina helicina</i>	1.36	0.82	smallest specimens in May
Ostracoda spp.	0	3.6	smallest specimens in May
Cirripedia larvae	0.18	75	peak of larvae occurrence in June
Harpacticoida spp.	1.2	1.77	? at least 4 species
<i>Calanus finmarchicus</i>	0.4	45.5	both <i>C. finm.</i> and <i>C. glacialis</i> , nauplii in May
<i>Pseudocalanus elongatus</i>	9.5	166.5	nauplii in August
<i>Microcalanus pygmaeus</i>	2.6	3.4	?
<i>Paraeucheta norvegica</i>	0.09	0.15	?
<i>Metridia longa</i>	4.41	3.3	?
<i>Heterorhabdus norvegicus</i>	0.09	0.09	migrant with Atlantic waters
<i>Acartia longiremis</i>	1.73	1.9	?
<i>Oithona similis</i>	6.6	37.1	?
<i>Oithona atlantica</i>	3.91	0.91	?
<i>Oncea borealis</i>	0.82	0.59	?
Euphasidae larve	0	0.99	migrant with Atlantic waters not breeding in the area
Decapoda larvae	0.09	0.86	winter incubation of eggs, larvae hatched in April-May
<i>Hyperia galba</i>	0.09	0.15	summer incubation of eggs, juveniles in September
<i>Themisto abyssorum</i>	0	0.03	migrant with Atlantic waters not breeding in the area
<i>Th. libellula</i>	0.09	0.38	winter incubation of eggs, juveniles from March on winter incubation, juveniles from April/May
<i>Gammarus</i> juv.	0.27	0.21	winter incubation, juveniles from April/May
<i>Mysis oculata</i>	0.09	0.06	winter incubation, juveniles from April/May
<i>Fritillaria borealis</i>	0	1.94	migrant with Atlantic waters, juveniles in June
<i>Oikopleura</i> spp.	0	0.79	juveniles in June
<i>Eukhronia hamata</i>	0	0.24	migrant with Atlantic waters, juveniles in June
<i>Sagitta elegans</i>	0.46	1.03	juveniles in June
mean number of individuals per m ³	148	367	

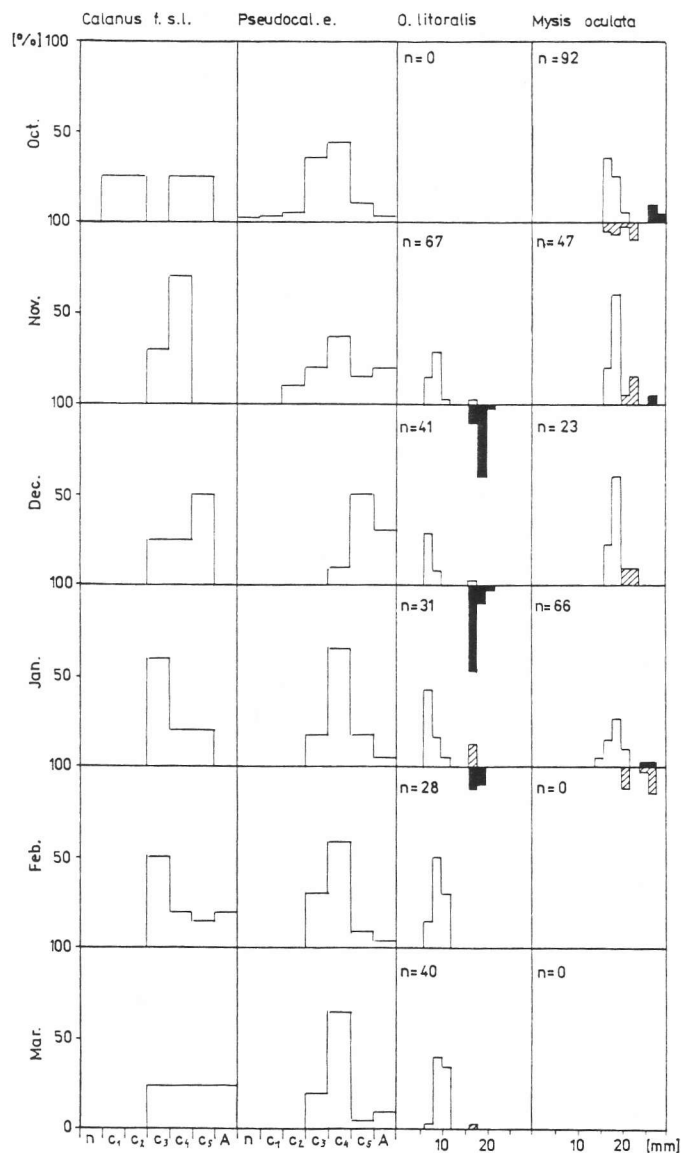


FIG. 2. Results from the stratified zooplankton sampling in the outer station. Temperature data from bathythermograph.




FIG. 3. Winter population structure of four dominant crustaceans in Hornsund. n - nauplii, c₁-c₅ - copepodit stages, A - adults, N - number of specimens measured.

Vertebrates

Scarce, mainly qualitative, information is available on the winter life of fishes in Hornsund (Table 7). The three most common species, sculpin (*Myoxocephalus scorpius*), sea snail

(*Liparis liparis*) and polar cod (*Boreogadus saida*) all produce larvae in spring. The same is true for the migratory arctic char (*Salvelinus alpinus*) inhabiting lakes along the Hornsund coast.

Seabirds migrate from Hornsund in the beginning of autumn, usually in September. Only a few fulmars (*Fulmarus glacialis*), kittiwakes (*Rissa tridactyla*) and eiders (*Somateria mollissima*) winter in the fiord. Their number was estimated as 1-10% of the summer population (Table 7). By February, the majority of fulmars were already returning to their nesting cliffs. Wintering birds were commonly observed on water channels between the shore and fast ice.

Ringed seals (*Phoca hispida*) winter in the fiord, judging from the numerous breathing holes visible in December and January and animals resting on the ice in February and March. Bearded seals (*Erignathus barbatus*) have been observed in winter at the edge of the fast ice at the mouth of the fiord. Polar bears do not breed in the Hornsund area but migrate there in winter and spring. The peak of their migration appears to be in February, when as many as 40 bears were observed in 1982 (Table 7).

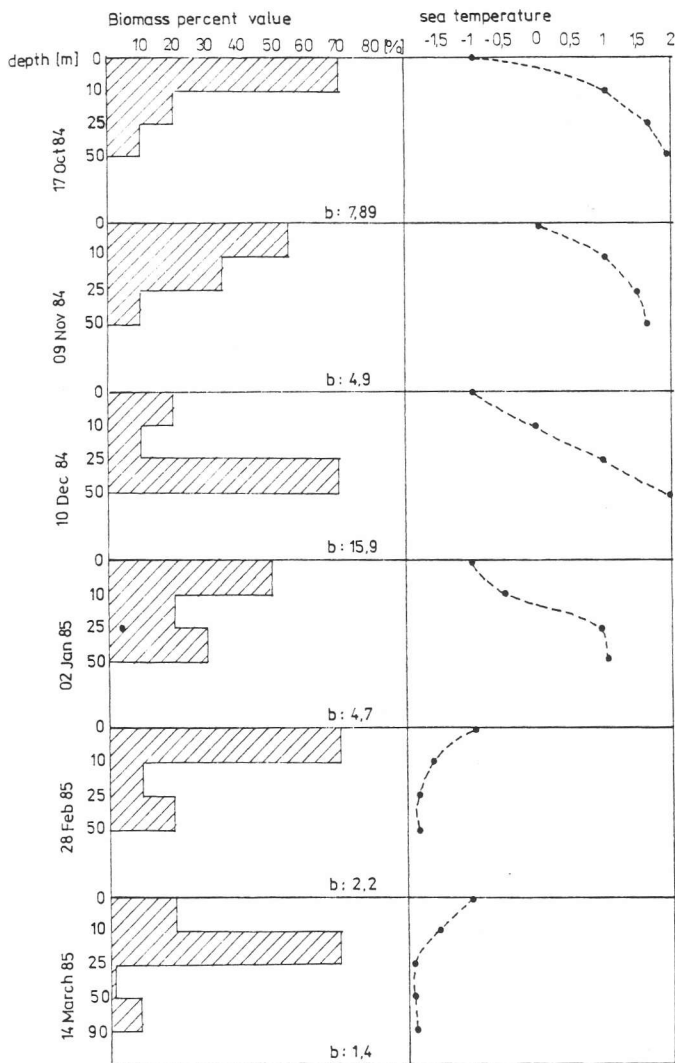


FIG. 4. Growth curves of most common pelagic crustaceans in Hornsund. A - *Calanus finmarchicus*, B - *Pseudocalanus elongatus*.

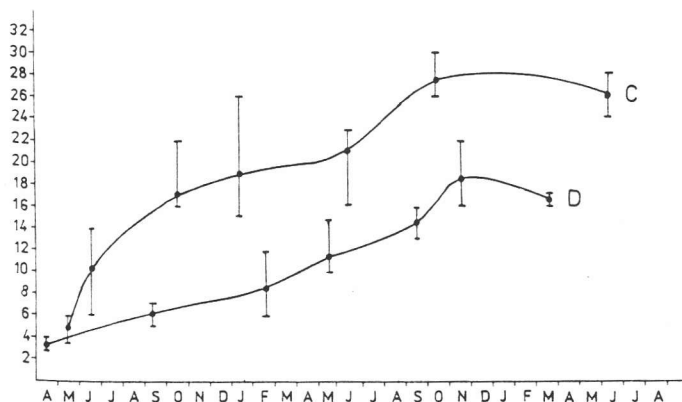


FIG. 5. Growth curves of the most common benthic/hyperbenthic crustaceans in Hornsund. C - *Mysis oculata*, D - *Onisimus littoralis*.

TABLE 5. Necrophagic invertebrates in Hornsund benthos

Taxon	Nov.-Feb. (n=16)		March-May (n=41)		Jun.-Aug. (n=21)		Sep.-Oct. (n=6)	
	F	O	F	O	F	O	F	O
<i>Hyas araneus</i>	0	0	7	0.15	14	0.9	33	2.3
<i>Eupagurus pubescens</i>	0	0	0	9	0.2	33	0.3	
<i>Eualus gaimardi</i>	6	0.06	15	0.02	0	0	67	2
<i>Anonyx nugax</i>	69	6	78	14	52	10	50	64
<i>A. sarsi</i>	94	50	36	0.4	100	120	33	0.7
<i>Onisimus edwardsi</i>	69	77	10	6.3	62	48	50	7
<i>O. littoralis</i>	50	11	22	7.4	33	14	17	17
<i>Orchomene minuta</i>	38	2.5	39	5	43	12	33	1
<i>Gammarus</i> spp.	6	0.8	10	1	19	1.6	0	0
<i>Anaitides groenlandica</i>	0	5	0.22	0	0	0	0	0
number of taxa	7		9		8		8	

n — number of samples.
F — % frequency.
O — % occurrence.

TABLE 6. Life strategies related to wintering among plankton, hyperbenthos and fishes from Hornsund

Examples of species	Breeding season life span	Breeding strategy	Wintering part of population
<i>Hyperia galba</i>	summer spawning	r	juveniles
<i>Pseudocalanus</i>	1-year life span		
<i>Ischyrocerus a.</i>		K	
<i>Calliopius l.</i>			
<i>Calanus finm.</i>	spring spawning	K	immatures, adults
<i>C. glacialis</i>	1.5 year		
<i>C. hyperboreus</i>			
<i>Sagitta e. arctica</i>	spring spawning	K	immatures, adults
<i>Mysis oculata</i>	2.5 year		
<i>Onisimus littoralis</i>			
Decapoda gen.	spring/summer spawning		juveniles, immatures, adults
<i>Gammarus wilkitz.</i>	3.5-year life span	K	
<i>Anonyx nugax</i>			
<i>Gammarus wilk.</i>			
<i>Myoxocephalus</i>		r	
<i>Eupagurus pub.</i>			
<i>Boreogadus s.</i>			

TABLE 7. Winter status of the most common marine vertebrates from Hornsund

Taxon	Winter amount as % of summer maximum	Remarks on winter occurrence
Fish		
<i>Boreogadus saida</i>	? 100%	common, especially in ice holes
<i>Liparis liparis</i>	? 100%	found among laminariae
<i>Myoxocephalus scorpius</i>	? 100%	winter incubation of eggs laid among laminariae
Birds		
<i>Alle alle</i>	absent	
<i>Uria lomvia</i>	absent	small number in some years
<i>Cephus grylle</i>	0.1-1%	as above
<i>Fulmarus glacialis</i>	0.1-1%	as above
<i>Fratercula arctica</i>	absent	
<i>Rissa tridactyla</i>	0.1%	wintering in small number in some years
<i>Somateria mollissima</i>	0.1-1%	as above
<i>Larus hyperboreus</i>	0.1%	as above
Mammals		
<i>Phoca hispida</i>	? 100%	common in the inner fiord basins
<i>Erignathus barbatus</i>	? 100%	common at fast ice edge
<i>Phoca groenlandica</i>	absent	
<i>Delphinapterus leucas</i>	absent	
<i>Ursus maritimus</i>	95% yearly observations in winter	absent in summer; migrating in winter in Hornsund, maximal count in February

DISCUSSION

Duration of Winter

Most of the factors discussed here are common for the temperate waters, where a seasonally changeable marine environment is typical. Table 8 compares the arctic, Baltic Sea and Antarctic regions with respect to several factors. The pelagic biomass drop in Hornsund is sharp, but not extremely so. The winter minimum in the Arctic ranges from 2 to 30% of the summer zooplankton maximum, in the Baltic it ranges from 10 to 12% and in Antarctica from 10 to 15%. Primary production in winter ranges similarly from 2 to 10% of summer values in arctic and Baltic localities (Table 8). A more pronounced difference among the regions is the length of the non-productive (or less productive) periods during a year. It ranges from 50 to 90% in the Arctic and Antarctic, but is only 25% in the Baltic Sea (Table 8). In some arctic localities, winter is defined as a non-productive period lasting from 25 to 90% of the year. In Hornsund, where pronounced year-to-year variations were observed, the climatic winter may last from 140 to 210 days per year (Weslawski and Adamski, 1987), as compared to 210-280 days per year in Franz Josef Land (Averincev, 1989). Among the abiotic factors that determine the duration of the biological winter, light is considered a key factor, since both phytoplankton and zooplankton grow and develop well at low sea temperatures (Clarke, 1988). Water stratification is not necessary to start the spring bloom in the Arctic (Eilertsen *et al.*, 1989), as was commonly supposed.

TABLE 8. Winter characteristics of the Arctic, Antarctic and Baltic seas

Factor and region	Spring/summer values	Winter values	% of winter to summer value	Locality	References
Chlorophyll <i>a</i>					
Arctic	200 mg/m ²	< 10/m ²	< 5%	Frobisher Bay	Grainger, 1979
	4 mg/m ³	0.15 mg/m ³	4%	Hornsund	Weslawski <i>et al.</i> , 1988
Antarctic	2 mg/m ³	0.3 mg/m ³	15%	S. Shetlands	Lipski, 1987
	0.8 mg/m ³	0.1 mg/m ³	13%	Open ocean	El Sayed, 1984
	19 mg/m ³	0.23 mg/m ³	1.2%	Signy Island	Clarke <i>et al.</i> , 1988
Baltic	75 mg/m ²	5 mg/m ²	6.7%	Central Baltic	Lindahl, 1977
Primary production					
Arctic	1200 mgC/m ² /d	10	0.8%	Frobisher Bay	Grainger, 1979
	1000	< 200	< 20%	Disco Bay	Andersen, 1981
	2000	< 10	< 0.5%	Hornsund	Eilertsen <i>et al.</i> , 1989
Baltic	900	20	2.2%	Baltic Sea	Lindahl, 1977
Net phytoplankton density					
Arctic	10 ⁷ /dm ³	10 ³	0.01%	Baltic Sea	Eilertsen <i>et al.</i> , 1981
	2 × 10 ⁵ /dm ³	5 × 10 ³	2.5%	White Sea	Chlebovitsh, 1974
	10 ⁴ /dm ³	10 ⁴ /dm ³	0.1%	Hornsund	this paper
Antarctic	10 ⁷	10 ⁵	1%	S. Shetlands	Ligowski, 1986
Baltic	2 × 10 ⁹	7 × 10 ⁸	35%	Baltic Sea	Wiktor, unpubl. data
Zooplankton density					
Arctic	13 000/m ³	2000	15%	White Sea	Prygunkova, 1974
	360-800	20-200	1-40%	Hornsund	this paper
Antarctic	155 ml/1000 m ³	44	28%	South Georgia	Atkinson and Peck, 1988
Baltic	1031 ml/m ³	85 ml/m ³	8%	Baltic Sea	Chojnacki <i>et al.</i> , 1973
Duration of productive period (days/year)					
Arctic	150	210	58%	W. Greenland	Andersen, 1981
	180	180	50%	W. Greenland	Smidt, 1979
	120	240	66%	Arctic (general)	Subba Rao and Platt, 1984
	30	330	92%	Frobisher Bay	Grainger, 1979
	60	300	83%	Hornsund	Weslawski <i>et al.</i> , 1988
	210	150	42%	Signy Island	Clarke <i>et al.</i> , 1988
Baltic	270	90	25%	Baltic Sea	Renk <i>et al.</i> , 1986

Drop in Pelagic Biomass

A drop in pelagic biomass is commonly reported from all arctic localities (Table 8). This phenomenon is caused by the dying of older organisms after summer or autumn breeding and the lack of larvae and juveniles. Some plankters apparently undergo a dormant stage of life, either wintering on the bottom as spores (Eilertsen, 1987) or perhaps inhabiting the ice (Horner and Murphy, 1985), but in any event disappearing from the pelagic environment. The winter minimum of pelagic biomass may range from 10% of summer values for zooplankton to less than 0.01% among phytoplankton in the Arctic (Eilertsen *et al.*, 1981). The sharpest drop is usually observed in phytoplankton biomass, and since the continual darkness of the polar night is responsible for the death of most phytoplankton, year-to-year variations in the amount of wintering phytoplankton are unlikely. The amount of zooplankton surviving the winter may vary from year to year (Smidt, 1979). The lack of euphausiids in winter samples from Hornsund reflects the migrant character of *Thysanoessa inermis* in this area. *T. inermis* does not breed up north (Lomakina, 1978) and is carried by warm Atlantic waters along the West Spitsbergen Current. The same is true for *Eukhronia hamata* and *Themisto abyssorum*. As was shown by Mandel (1976), the flow of Atlantic waters in winter is much weaker along the Spitsbergen coast and farther from the shore, causing the Atlantic plankton transport to coastal waters in winter to be severely diminished. The sharp winter drop in pelagic biomass in Hornsund is comparable to that of high arctic rather than subarctic localities (Table 8).

Slowing of Growth Rate and Starvation

Inadequate light conditions do not entirely eliminate phytoplankton in winter. In subarctic northern Norway a considerable amount of phytoplankton occurs in winter (Eilertsen *et al.*, 1981), and in the White Sea five diatom species were reported in densities between 10 and 100 cells/L in winter (Chlebovitsh, 1974). *Phaeocystis pouchetii* was reported from the subarctic and arctic pelagic waters all year around and appears to be especially adapted to low irradiance (Eilertsen, 1987). Some microscopic algae are able to survive the dark winter by reducing metabolism, as was observed by Hamilton *et al.* (1968), Fournier (1970), Horner and Alexander (1972) and Antia (1976). Since the food base is limited and temperature is low in winter, the obvious consequence is the slow growth rate, as was noted for the four most common crustaceans from Hornsund.

Similar observations were collected for the Antarctic by Clarke (1985). Poor winter nutrition necessitates the maturation on inner energy resources of *C. finmarchicus* (Tande *et al.*, 1985). Some Antarctic copepods do not feed in winter but rely on inner resources (Clarke *et al.*, 1988). The absence of winter zones in the scales of arctic char (Gullestad, 1974) also reflects the winter period of starvation and inhibited growth.

Change in Ecological Niche

The presence of live algae in darkness may suggest heterotrophy, as was reported from a subarctic lake in Sweden by Rodhe (1955), who found numerous flagellates in the winter plankton. Dunbar (1968) has suggested that feeding

on the dissolved organic matter is a common winter adaptation among phytoplankton, but this suggestion has been criticized and a reduced metabolism has been observed as more common for diatoms wintering in sea ice (Horner and Alexander, 1972). However, *Protooperidinium* sp. observed in Hornsund was reported to be heterotrophic (Gaines and Taylor, 1984). The suspended matter present in winter may support selective feeding by otherwise filtering herbivores (Digby, 1954). Scavenging or necrophagy is expected to be a convenient method of feeding in winter and is regarded as adaptive in polar and deep-sea regions (Arnaud, 1970; Dahl, 1979). However, Presler (1986) reports a more diversified necrophagic fauna in summer as compared to winter in an Antarctic fiord. Among necrophages we have observed in Hornsund, lysianassid amphipods were specialized in carrion feeding, and no seasonal pattern was found. The absence or scarcity of pelagic food in winter may drive plankton-feeding carnivores to feed on benthic fauna. For example, ringed seals feed on krill in summer but take benthic shrimps in winter in Spitsbergen fiords (Weslawski *et al.*, in prep.).

Migration — Change of the Habitat for Winter

Since coastal arctic biota are extremely cold and food is limited in winter, one may expect a seasonal migration to deeper, warmer waters, or at least out of the harshest areas. In Hornsund, however, the winter downward migration was not prominent due to the shallow depths of the basin. Vertical migration was considered to be a successful metabolic advantage and adaptation of planktonic organisms (McLaren, 1963; Dunbar, 1968). In arctic localities most plankters living in surface waters in summer descend to a greater depth in winter (Smidt, 1979; Tande *et al.*, 1985). Seasonal migration in this case might be simply explained as an avoidance of minimal temperatures. The autumn cooling occurs downward from the surface, and spring heating also starts from the surface. Thus winter migration to deeper waters diminishes the contact with overcooled water by 1-3 months (Table 1). Since fiord basins are equally cooled from the surface to the bottom in winter, avoidance of cold water is only possible for a limited time. In contrast, the shelf waters of west Spitsbergen are winter cooled in the surface layer only; below the 50 m depth constant positive temperatures occur all year around (Atlas Arktiki, 1985). Thus, on the Spitsbergen shelf, the downward migration of zooplankton entirely prevents contact with cooled water. This explains the high adaptive value of seasonal migration in open sea and its low adaptive value in arctic fiords. Polar cod is one of the few species migrating to the surface and to shallow waters in winter (Andriashev, 1954; Craig *et al.*, 1982). Arctic char is another typical migrator. In Hornsund most juveniles of the year leave fresh water before a second wintering (Gullestad, 1974). Plankton-feeding seabirds leave Hornsund and spend the winter on the open sea out of the ice zone (Brown, 1984).

Species Life History Related to the Winter

Winter food limitation reduces the number of young produced. Since food occurs in abundance once a year in late spring, the high seasonality of the life history is expected as there is only one period of reproduction per year. In Hornsund all the observed animals breed once a year and no winter breeders were found. The lack of larvae and

younger stages in the winter plankton has also been reported in Alaska (Horner and Murphy, 1985). Wintering in older stages was reported for *C. finmarchicus* from the Barents Sea (Davis, 1976; Tande *et al.*, 1985) and for *Sagitta elegans* from Greenland (Ussing, 1938; Dunbar, 1941). Larvae of benthic fauna were absent in Greenland winter plankton (Smidt, 1979; Andersen, 1984).

The very limited list of species breeding in winter and larvae observed in winter plankton is shown in Table 9. To fit the spring bloom a herbivore should release larvae just before or during the productive period. There are two ways to achieve this. The r strategy means that numerous small eggs are laid in early spring and hatch in late spring. In a K strategy, a few large eggs are laid in autumn and long-lasting incubation occurs throughout the winter, with hatching in the spring. In an arctic environment, such large young are better fitted both for the wider feeding possibilities and more favourable energy budget (Thorson, 1936; Marshall, 1953; McLaren, 1966; Dunbar, 1968). Table 6 illustrates the typical predominance of the K breeding strategy among arctic animals. Polar cod is among the few exceptions, spawning in mid-winter and producing larvae in spring (Craig *et al.*, 1982).

CONCLUSIONS

Long-lasting, limited production is a dominant characteristic of the arctic winter. Hornsund fiord is similar in winter character to a typical high arctic region. The adaptive strategy for organisms is to gather sufficient inner resources during the short productive period to avoid winter starvation. This strategy involves breeding once a year using a K strategy and vertical migration. These adaptations have also been observed in the Antarctic ecosystem (Clarke, 1979; Picken, 1980; Clarke *et al.*, 1988).

The polar marine ecosystem is some 4 Ma years old in the Antarctic (Knox and Lowry, 1977), while arctic polar biota are not older than 0.7 Ma years (Herman and Hopkins, 1980). Organisms inhabiting the Antarctic polar ecosystem have developed numerous physiological adaptations to live in cold water, such as antifreeze bodies and the white blood of some fish (Rakusa Suszczewski, 1980). There are no such adap-

TABLE 9. Examples of winter occurrence of larvae and invertebrates spawning during winter in the Arctic

Taxon	Region	Author
Polychaeta		
<i>Autolytus alexandri</i>	N. Barents Sea	Averincev, 1989
Bivalvia		
<i>Hiatella striata</i>	NW Greenland	Andersen, 1984
<i>Mya truncata</i>	E. Greenland	Thorson, 1936
Pteropoda		
<i>Clione limacina</i>	Beaufort Sea	McGinitie, 1955
<i>Helicina limacina</i>	E. Greenland	Ussing, 1938
Copepoda		
<i>Metridia longa</i>	White Sea	Prygunkova, 1974
<i>Microcalanus pygmaeus</i>	E. Greenland	Ussing, 1938; Digby, 1954
<i>Microsetella norvegica</i>	White Sea	Prygunkova, 1974
<i>Oithona similis</i>	E. Greenland	Digby, 1954
	White Sea	Prygunkova, 1974
<i>Oncea borealis</i>	E. Greenland	Digby, 1954
	White Sea	Prygunkova, 1974
<i>Pseudocalanus minutus</i>	E. Greenland	Digby, 1954
Amphipoda		
<i>Parathemisto libellula</i>	Ungava Bay	Dunbar, 1957

tations among arctic fauna. On the other hand, both old and young polar populations have developed similar features related for winter survival. The presence of these features in temperate waters as well indicates that the observed phenomena are characteristic of seasonally changeable ecosystems.

ACKNOWLEDGEMENTS

The authors wish to express their thanks to Dr. J. Frasz, Dr. J. de Korte, Dr. A. Szaniawska and Dr. J. Koszteyn for the valuable comments to the first drafts of the manuscript. Three anonymous reviewers contributed greatly with comments and language corrections.

REFERENCES

- ANDERSEN, O.G.N. 1981. The annual cycle of phytoplankton, primary production and hydrography in the Disco Bugt area, W. Greenland. *Meddelelser om Grønland Bioscience* 6:1-66.
- _____. 1984. Meroplankton in Jorgen Bronlund Fiord, N. Greenland. *Meddelelser om Grønland Bioscience* 12:1-55.
- ANDRIASHEV, A.P. 1954. Ryby severnykh moriej SSSR. *Opredelitel po faunie SSSR* 53, Izdatielstwo AN SSSR.
- ANTIA, N.J. 1976. Effects of temperature on the darkness survival of marine microplanktonic algae. *Microbial Ecology* 3:41-54.
- ARNAUD, P.M. 1970. Frequency and ecological significance of necrophagy among the benthic species of Antarctic coastal waters. In: Holdgate, M.W., ed. *Antarctic Ecology*. New York: Academic Press. 1, 259-266.
- ATKINSON, A., and PECK, J.M. 1988. A summer-winter comparison of zooplankton in the oceanic area around South Georgia. *Polar Biology* 8:463-474.
- ATLAS ARKTIKI. 1985. Moscow: Arctic and Antarctic Research Institute. 1-204. In Russian.
- AVERINCEV, V.G. 1989. Seasonal dynamics of high arctic Polychaeta from coastal waters of Franz Josef Land. *Apatity, Izdatielstwo Kolskovo Filiala AN SSSR*. 1-79. In Russian.
- BARANOWSKI, S. 1977. Spitsbergen subpolar glaciers on the background of the climate of this region. *Acta Universitatis Vratislaviensis, Studia Geographica* 393:1-157. In Polish.
- BROWN, R.G.B. 1984. Seabirds in the Greenland, Barents and Norwegian seas, February-April 1982. *Polar Research* 2:1-18.
- CHLEBOVITSH, T.V. 1974. Composition and seasonal changes in the number of phytoplankton in the Chupa Inlet of the White Sea. *Issledovanija Fauny Moriej* 21:56-64. In Russian.
- CHOJNACKI, J., DRZYCIMSKI, I., MASOWSKI, J., RADZIEJEWSKA, T., and STRZELICHOWSKI, S. 1973. The biomass of more important zooplankton populations in the southern Baltic in 1973. *Prace MIR, Biologia* 12:132-163. In Polish.
- CLARKE, A. 1979. On living on cold water: K strategies in Antarctic benthos. *Marine Biology* 55:111-119.
- _____. 1985. The reproductive biology of the polar hippolid shrimp *Chorismus antarcticus* at South Georgia. In: Gray, J.S., and Christiansen, M.E., eds. *Marine biology and ecology of polar regions and effects of stress on marine organisms*. New York: J. Wiley and Sons Ltd.
- _____. 1988. Seasonality in the Antarctic marine environment. *Comparative Biochemistry and Physiology* 90B:461-473.
- CLARKE, A., HOLMES, L.J., and WHITE, M.G. 1988. The annual cycle of temperature, chlorophyll a, and major nutrients at Signy Island, South Orkney Islands 1969-1982. *British Antarctic Survey Bulletin* 80:65-86.
- CRAIG, P.C., GRIFFITHS, W.B., HALDORSON, L., and McELDERRY, H. 1982. Ecological studies of arctic cod (*Boreogadus saida*) in Beaufort Sea coastal waters, Alaska. *Canadian Journal of Fishery and Aquatic Sciences* 39(3):395-406.
- DAHL, E. 1979. Deep-sea carrion feeding amphipods. Evolutionary patterns in niche adaptations. *Oikos* 33:167-175.
- DAVIS, C.C. 1976. Overwintering strategies of common planktonic copepods in some north Norway fiords and sounds. *Astarte* 9:37-42.
- DIGBY, P.S.B. 1954. The biology of the marine planktonic copepods of Scoresby Sound, E. Greenland. *Journal of Animal Ecology* 23:298-338.
- DUNBAR, M.J. 1941. The breeding cycle in *Sagitta elegans* arctica Aurvillius. *Canadian Journal of Research* 19:258-266.
- _____. 1957. The determinants of production in northern seas. A study of the biology of *Themisto libellula*. *Canadian Journal of Zoology* 35:797-819.
- _____. 1968. Ecological development in polar regions. Inglewood Cliffs, New Jersey: Prentice Hall Inc. 119 p.

- EILERTSEN, H.Ch. 1987. Phaeocystis (Harriot/Lagerheim): A key species in arctic marine ecosystem. Life history and physiology. Rappports and Proceedings Verbs ICES 188:154-163.
- EILERTSEN, H.Ch., SCHEI, B., and TAASEN, J.P. 1981. Investigations on the planktonic community of Balsfjorden, northern Norway. The phytoplankton 1976-78, abundance species composition and succession. *Sarsia* 66:129-141.
- EILERTSEN, H.Ch., TAASEN, J.P., and WESLAWSKI, J.M. 1989. Phytoplankton studies in the fiords of west Spitsbergen: Physical environment and production in spring and summer. *Journal of Plankton Research* 11:1245-1260.
- EL SAYED, S.Z. 1984. Productivity of Antarctic waters — a reappraisal. In: Holm Hansen, O., Bolis, L., and Gilles, R., eds. *Marine phytoplankton and productivity, lectures on coastal and estuarine studies*. Berlin: Springer Verlag, 8:19-34.
- FOURNIER, R.O. 1970. Studies on the pigmented micro-organisms from aphotic marine environments. *Limnology and Oceanography* 15:675-679.
- GAINESS, O.O., and TAYLOR, O.O. 1984. Extracellular digestion in marine dinoflagellates. *Journal of Plankton Research* 6:1057-1061.
- GRAINGER, E.H. 1959. The annual oceanographic cycle at Igloodik in the Canadian Arctic, I. The zooplankton, physical and chemical observations. *Journal of the Fisheries Research Board of Canada* 16:453-501.
- _____. 1979. Primary production in Frobisher Bay, arctic Canada. *IBP Handbook 20. Marine Productivity Mechanisms*, 9-30.
- GULLESTAD, N. 1974. On lack of winter zones in the centre of scales from arctic char (*Salmo alpinus* L.). *Norwegian Journal of Zoology* 22:141-143.
- HAMILTON, R.D., HOLM HANSEN, O., and STRICKLAND, J.D.H. 1968. Notes on the occurrence of living microscopic organisms in deep water. *Deep Sea Research* 15:651-656.
- HERMAN, Y., and HOPKINS, D.M. 1980. Arctic Ocean climate in late Cenozoic time. *Science* 209:557-562.
- HERNROTH, L. 1985. Recommendations on methods for marine biological studies in the Baltic Sea. *Mesozooplankton Biomass Assessment*. The Baltic Biologists Publication 10:32.
- HERNROTH, L., and VILJAMA, H. 1979. Recommendations on methods for marine biological studies in the Baltic Sea. *Mesozooplankton Biomass Assessment*. The Baltic Biologists Publication 6:18.
- HORNER, R., and ALEXANDER, V. 1972. Algal populations in arctic sea ice. An investigation on heterotrophy. *Limnology and Oceanography* 17:454-458.
- HORNER, R., and MURPHY, D. 1985. Species composition and abundance of zooplankton in the nearshore Beaufort Sea in winter-spring. *Arctic* 38(3):201-209.
- KANAeva, I.P. 1962. The mean weight of Copepoda in northern Atlantic, Norwegian, and Greenland seas. *Trudy VNIRO* 46:253-266.
- KNOX, G.A., and LOWRY, J.K. 1977. A comparison between the benthos of the southern ocean and the north polar ocean with special reference to the Amphipoda and the Polychaeta. In: Dunbar, M.J., ed. *Polar oceans*. Calgary: The Arctic Institute of North America. 423-462.
- LIGOWSKI, R. 1986. Net phytoplankton in the Admiralty Bay (King George Island, South Shetlands) in 1983. *Polish Polar Research* 7:127-154.
- LINDAHL, O. 1977. Studies on the production of phytoplankton and zooplankton in the Baltic in 1975. *Meddelande fra Havsfiskelaboratoriet Lysekil* 217:1-23.
- LIPSKI, M. 1987. Variations in physical conditions, nutrients and chlorophyll a contents in Admiralty Bay (King George Island, South Shetlands, 1979). *Polish Polar Research* 8:307-332.
- LOMAKINA, N.B. 1978. Euphausiids of the world ocean. Leningrad: Nauka. 1-222. In Russian.
- MANDEL, S.Z. 1976. The sea level in Barentsburg as an indicator of Atlantic water flow into Arctic basin. *Trudy AANII* 319:129-137. In Russian.
- MARSHALL, N.B.I. 1953. Egg size in arctic, Antarctic and deep sea fishes. *Evolution* 7:328-341.
- McGINITIE, M.G. 1955. Distribution and ecology of the marine invertebrates of Point Barrow, Alaska. *Smithsonian Miscellaneous Collections* 128:1-201.
- McLAREN, I.A. 1963. Effects of temperature on growth of zooplankton and adaptive value of vertical migration. *Journal of the Fishery Research Board of Canada* 20:685-727.
- _____. 1966. Adaptive significance of large body size and slow growth of the chaetognath *Sagitta elegans* in the Arctic. *Ecology* 47:852-855.
- PICKEN, G.B. 1980. Reproductive adaptations of Antarctic benthic invertebrates. *Biological Journal of the Linnean Society* 14:67-75.
- PRESLER, P. 1986. Necrophagous invertebrates of the Admiralty Bay of King George Island (South Shetland Islands), Antarctica. *Polish Polar Research* 7:25-61.
- PRYGUNKOVA, R. 1974. Certain peculiarities in the seasonal development of zooplankton in the Chupa Inlet in the White Sea. *Issleidovaniya Fauny Morije* 13:4-55. In Russian.
- RAKUSA SUSZCZEWSKI, S. 1980. Hypostenothermic organisms. *Polish Polar Research* 1:231-241.
- RENK, H., NAKONIECZNY, J., OCHOCKI, S., GROMISZ, S., and WIKTOR, J. 1986. Primary production and chlorophyll a concentrations in the southern Baltic in 1982 and 1983. *Annales Biologiques* 40:81-83.
- RODHE, W. 1955. Can plankton production proceed during winter darkness in subarctic lakes? *Proceedings International Theoretical and Applied Limnology* 12:117-121.
- RODZIK, J., and STEPKO, W. 1985. Climatic conditions in Hornsund (1978-1983). *Polish Polar Research* 6:561-576.
- SMIDT, E.L.B. 1979. Annual cycles of primary production and of zooplankton at SW Greenland. *Greenland Bioscience* 1:1-52.
- STEMPNIEWICZ, L. 1990. The functioning of the south Spitsbergen marine ecosystem. In: Klekowski, R.Z., and Weslawski, J.M., eds. *Atlas of South Spitsbergen marine fauna*. Wroclaw: Ossolineum. 43-64.
- STRICKLAND, J.D.H., and PARSONS, T.R. 1972. A practical handbook for seawater analyses. *Journal of the Fisheries Research Board of Canada Bulletin* 167:1-311.
- SUBBA RAO, D.V., and PLATT, T. 1984. Primary production of arctic waters. *Polar Biology* 3:191-202.
- SWERPEL, S. 1985. The Hornsund fiord: Water masses. *Polish Polar Research* 6:476-496.
- SWERPEL, S., and WESLAWSKI, J.M. 1989. Polish marine ecological work on Svalbard. *Rappports and Proceedings Verbs ICES* 188:177-179.
- TANDE, K., HASSEL, A., and SLAGSTAD, D. 1985. Gonad maturation and possible life strategies in *Calanus finmarchicus* and *Calanus glacialis* in the NW part of Barents Sea. In: Grey, J., and Christiansen, M.E., eds. *Marine biology in polar regions and effects of stress on marine organisms*. New York: J. Wiley and Sons Ltd.
- THORSON, G. 1936. The larval development, growth and metabolism of arctic marine bottom invertebrates compared with those from other regions. *Meddelelser om Grønland* 100:1-155.
- _____. 1950. Reproductive and larval ecology of marine bottom invertebrates. *Biological Reviews* 25:1-46.
- USSING, H.H. 1938. The biology of some important planktonic animals in the fiords of E. Greenland. *Meddelelser om Grønland* 100(7):1-106.
- VINJE, T. 1985. Drift, composition, morphology, and distribution of the sea ice field in the Barents Sea. Oslo: Norsk Polarinstitut. Maps.
- WESLAWSKI, J.M., and ADAMSKI, P. 1987. Cold and warm years in south Spitsbergen coastal marine ecosystem. *Polish Polar Research* 8(2):95-106.
- WESLAWSKI, J.M., and KULINSKI, W. 1989. Notes on fishes in Hornsund fiord area (Spitsbergen). *Polish Polar Research* 10:241-250.
- WESLAWSKI, J.M., and KWASNIEWSKI, S. 1990. The consequences of climatic fluctuations for the food web in Svalbard coastal waters. In: Barnes, M., and Gibson, R.N., eds. *Trophic relationships in the marine environment*. Proceedings of the 24th European Marine Biology Symposium. Aberdeen: Aberdeen University Press. 281-295.
- WESLAWSKI, J.M., KWASNIEWSKI, S., JEZERSKI, J., MOSKAL, W., and ZAJCZKOWSKI, M. 1988. Seasonality in an arctic fiord ecosystem, Hornsund, Spitsbergen. *Polish Polar Research* 6:185-189.
- ZOOPLANKTON SAMPLING. 1968. *Monographs on oceanographic methodology* 2. UNESCO. p. 178.